



# UK's 2019 Voluntary National Review


## Our experience and lessons learned

Silvia Manclossi - Assistant Deputy Director, Statistical Coherence and Inclusion Division  
Jennifer Thomas - Head of UK SDG Data Team

Virtual Expert peer exchange for VNR 2023 countries:  
Best practices in data disaggregation for VNR reporting

# UK's 1st VNR in 2019

- Cross-Government Coordination led by the Foreign, Commonwealth and Development Office; Cabinet Office and ONS
- Sets out activity since 2015
- Covers all 169 Targets
- Covers national and international work, focus on national
- Collaboration with Devolved Governments of Northern Ireland, Scotland and Wales
- Informed by a range of stakeholders, with 380 organisations engaged, and 270 case studies received during the process



# How was our VNR (data) led?

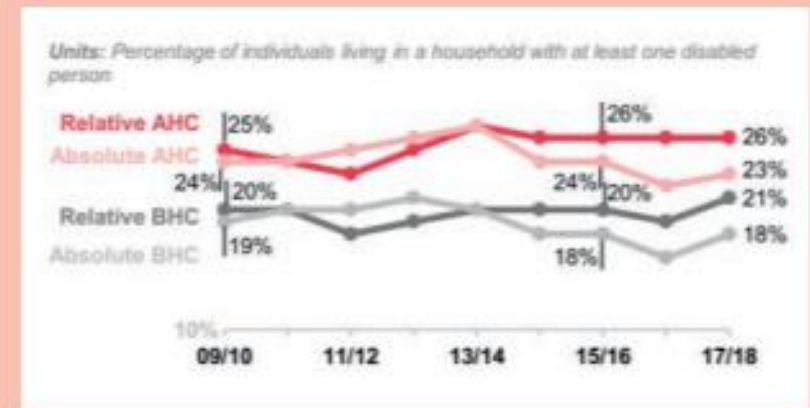
- Established 'data led' as a principle early on
- ONS had a 'seat at the table' from the start
- Negotiated a stand-alone data chapter: Using Data and tracking progress towards the Goals
- Strong 'Leave No One Behind' theme -> needs data
- Pushed for data to be the thread throughout
- Statistical Annex

## The Data Picture: Disability poverty

Coverage: UK

Absolute poverty measures for families with a disabled member have fallen since 2013/14. Relative measures have remained more stable over the same time period.

**Percentage of individuals in households where someone is disabled in poverty: 2009/10 to 2017/18**



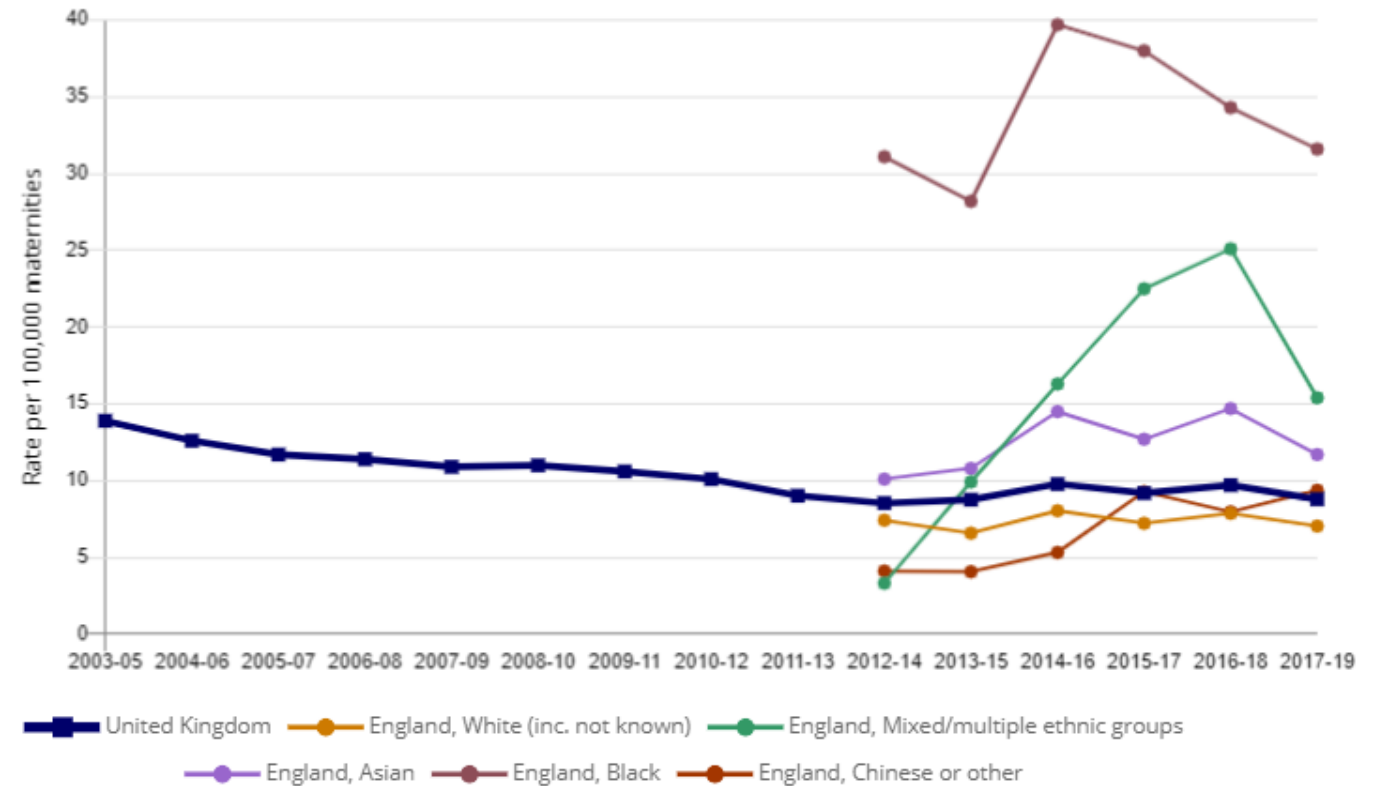
Source: Department for Work and Pensions, *HBAI 2017/18*

# Leave no one behind

- Disaggregated data essential for ensuring that we leave no one behind
- Focal part of our SDG platform



Maternal mortality rate per 100,000 maternities



Source: National Perinatal Epidemiology Unit (NPEU)

Geographical Area: United Kingdom

Unit of Measurement: Rate per 100,000 maternities, Rate per 100,000 live births

# Challenges... and opportunities

## Challenges

- Not joined up – with statisticians in other government departments, statisticians and policy leads
- Chapter authors/ data familiarity
- Timescales

## Opportunities


- Excellent networking opportunity!
- Educational opportunity!
- Pace!



# What progress have we made since our 1<sup>st</sup> VNR?

Our data has been described by the Chief Exec of UN Global Compact UK as **‘world leading’** in terms of the coverage and quality of data provided and as **‘ground-breaking’** by the UN Statistics Division.

- Quantity and quality of data
- Non-Official data protocol
- Our research



## Indicator 8.7.1

Proportion and number of children aged 5–17 years engaged in child labour, by sex and age

### Child victims of modern slavery in the UK

Warning - Publications using data from this indicator contain themes that some may find distressing.

Please see the [Sourcing data on child victims of modern slavery, UK - progress report](#) for details on the process of choosing to use NRM data.

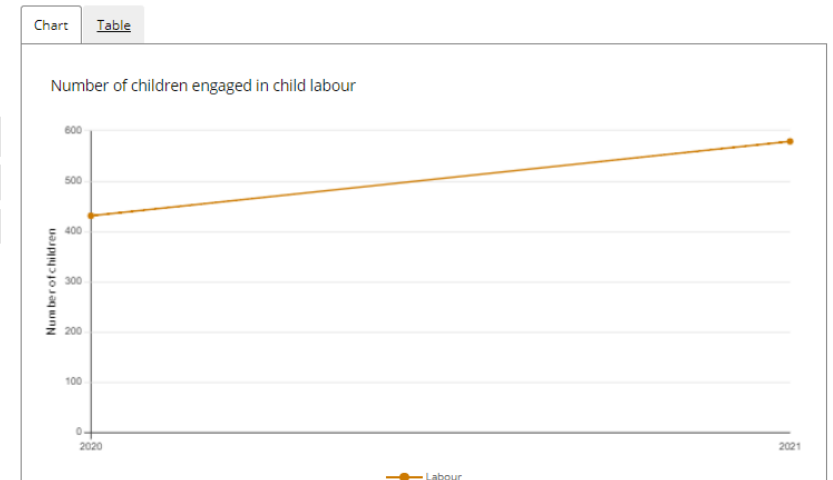
#### Sub-categories

Choose categories from the dropdowns below to see different breakdowns of the data. Some will not be available until a higher level is chosen.

Clear selections ✕

Type of exploitation ▼

Sex ▼



Source: Home Office - National Referral Mechanism

Geographical Area: United Kingdom

Unit of Measurement: Number of children

Footnote: 1. These data refer to age at exploitation. This aligns with data published by the Home Office.

2. Trends in the data may not reflect underlying changes in prevalence and may be related to changes in awareness and identification of potential child victims.

[Download chart image \(.png\)](#)

[Download chart data \(.csv\)](#)

[Download source data \(.csv\)](#)

# Thank you for listening!

[SustainableDevelopment@ons.gov.uk](mailto:SustainableDevelopment@ons.gov.uk)

*“Coming together is the beginning*

*Keeping together is progress*

*Working together is success”*



**Any questions, comments or suggestions?**

[Link to the UK Open SDG Platform](#)

[Link to the UK's Voluntary National Review](#)